



MyChart

New Features coming

September 21st , 2019

Personal Notes



Personal notes can now be added your MyChart account (only the website) in the following sections. Your provider will not see these notes.

- Health Issues
- Medications
- Allergies
- Immunizations
- Preventative Care

Share My Record

This new section allows the patient to have control of who has proxy access to their MyChart account. A patient can add or remove someone at anytime. Clicking on the “Friends and Family Access” link allows you to make these changes.

The screenshot shows the MyChart interface for a user named Superman. The top navigation bar includes the MyChart logo, the user's name, and several service icons: Health, Visits, Messaging, Billing, and Profile. In the top right corner, there are links for 'Ver en Español', 'Superman Kent', and 'Log Out'. The main content area is titled 'How do you want to share your information?' and includes a sub-header: 'There are many ways to let other people have access to your health information. Let us help you find what you need.' Below this, there are four main options, each with an icon and a description:

- Share with People**: Represented by a person icon and a folder icon with a double-headed arrow. The description is: 'Friends and family access. Control who can view your information, and whose information you can view.'
- Connect with Hospitals and Doctors**: Represented by a hospital icon and a folder icon with a double-headed arrow. The description is: 'Download or send your record. Download information about your visits or send it to someone else.'
- View Device Connections**: Represented by a smartphone icon and a folder icon with a double-headed arrow. The description is: 'Allow other organizations to access your information. Give permission for a different healthcare organization to see your information.'
- Review which devices or apps can see your information**: Represented by a smartphone icon and a folder icon with a double-headed arrow. The description is: 'Review or remove mobile phones and other apps that have access to your information.'

Friends and Family Access

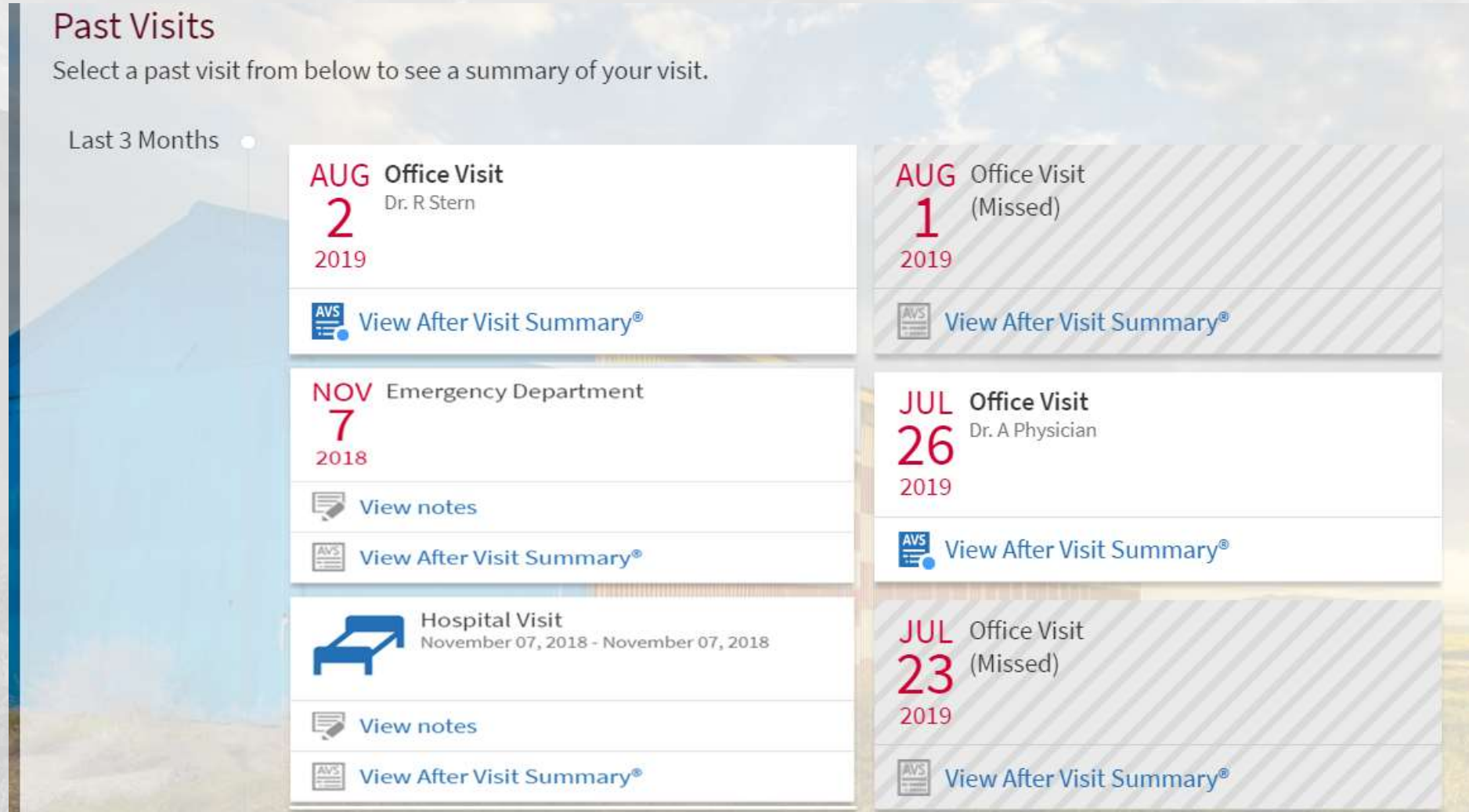
This screen shows you who has access to your record (via proxy) as well as a link to add someone new. You can also revoke someone's access as shown in April's account below.

The screenshot shows the MYCHART interface for user Superman. The page title is "Friends and Family Access". Under the heading "Who Can See My Record?", a message states "No one can see your information". A blue button labeled "+ INVITE SOMEONE" is visible. Below this, the section "Whose Records Can I See?" lists four users:

Name	Nickname	Access Status	Action
Superman Kent	Superman	This is your record.	
April Kepner Fhcn	April	Access until: 1/14/2029	REVOKE
Jackson Avery Fhcn			
Kiddie Kent	Kiddie		











Past Visit Details

After Visit Summaries are now available in the Past Visit section of MyChart.



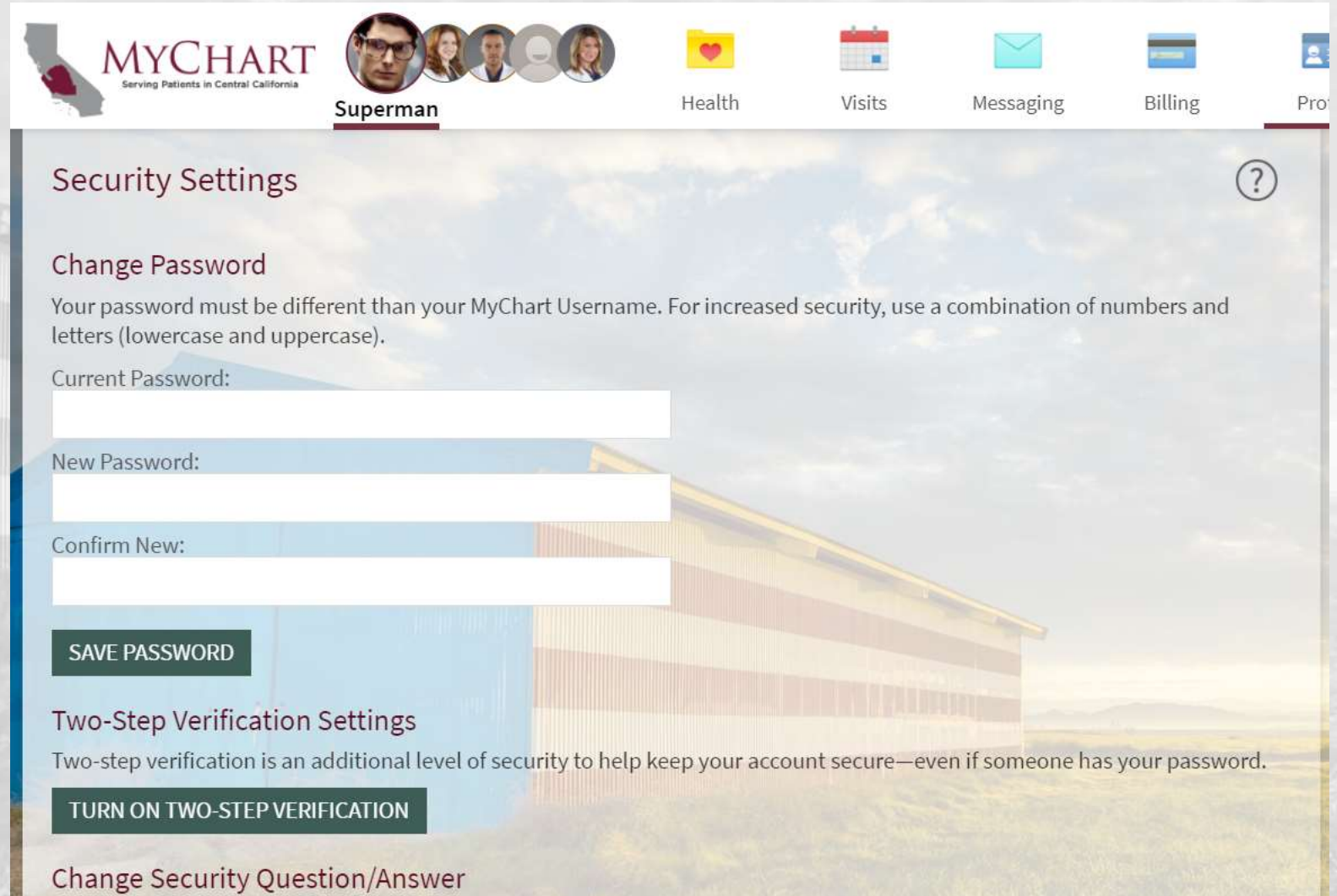
Past Visits
Select a past visit from below to see a summary of your visit.

Last 3 Months

AUG 2 2019 Office Visit Dr. R Stern	AUG 1 2019 Office Visit (Missed)
 View After Visit Summary®	 View After Visit Summary®
NOV 7 2018 Emergency Department	JUL 26 2019 Office Visit Dr. A Physician
 View notes	 View After Visit Summary®
 View After Visit Summary®	
 Hospital Visit November 07, 2018 - November 07, 2018	JUL 23 2019 Office Visit (Missed)
 View notes	 View After Visit Summary®
 View After Visit Summary®	 View After Visit Summary®

Security Settings

For added security, you can now add a 2 step level of verification (using your email) to help keep your account secure.



The screenshot shows the MyChart user interface. At the top left is the MyChart logo with the tagline "Serving Patients in Central California". To the right of the logo is the user's name "Superman" and a row of five profile picture icons. Further right are navigation icons for "Health", "Visits", "Messaging", "Billing", and "Pro". The main content area is titled "Security Settings" and contains three sections: "Change Password" with three input fields for "Current Password", "New Password", and "Confirm New", and a "SAVE PASSWORD" button; "Two-Step Verification Settings" with a "TURN ON TWO-STEP VERIFICATION" button; and "Change Security Question/Answer".

MYCHART
Serving Patients in Central California

Superman

Health Visits Messaging Billing Pro

Security Settings

Change Password

Your password must be different than your MyChart Username. For increased security, use a combination of numbers and letters (lowercase and uppercase).

Current Password:

New Password:

Confirm New:

SAVE PASSWORD

Two-Step Verification Settings

Two-step verification is an additional level of security to help keep your account secure—even if someone has your password.

TURN ON TWO-STEP VERIFICATION

Change Security Question/Answer